

495ML SE

KNUCKLEBOOM LOADERS > STATIONARY MOUNTS

INDUSTRIAL



Introducing the Barko 495ML SE

Offering more power than the 295ML SE, the 495ML SE provides increased work productivity. And like all Barko stationary electric knuckleboom loaders (material handlers), the 495ML SE provides the lowest total cost of ownership than any other product in its' class.

Snatch more and load it with effortless speed and ease. The power and swing torque of the Barko 495ML SE makes it capable of delivering up to 25% more loads every day. Equipped with more standard features than its competitors, the 495ML SE lasts longer, performs harder, and delivers the results you expect, all while providing more comfort. There's nothing better than a Barko – Guaranteed!



Visit our website at:
www.barko.com
to read customer testimonials



BARKO HYDRAULICS, LLC

One Banks Avenue | Superior, WI 54880 | Ph: 715.392.5641 | Fx: 715.392.3931

WWW.BARKO.COM

495ML SE

KNUCKLEBOOM LOADERS > STATIONARY MOUNTS

INDUSTRIAL

MAXIMUM LIFT CAPACITY

32' 0" (9.75 m) straight boom, less attachment.

Radius	Lift	
12' (3.65 m)	27,720 lbs.	(12,574 kg)
15' (4.57 m)	21,960 lbs.	(9,961 kg)
20' (6.10 m)	16,350 lbs.	(7,416 kg)
25' (7.62 m)	12,990 lbs.	(5,892 kg)
30' (9.14 m)	9,280 lbs.	(4,209 kg)
32' (9.75 m)	5,590 lbs.	(2,535 kg)

BOOM DATA

Main	32' 0"	(9.75 m)
Stick	18' 6"	(5.64 m)
Stick	13' 10"	(4.22 m)

Boom structure: All welded construction with fabricated box type design. Aluminum bronze bushings with grease grooves at boom pivot points.

BOOM REACH

Vertical height based on 33" (8.38 mm) high pedestal.	32' 0"	(9.75 m)
Horizontal	32' 0"	(9.75 m)
Vertical	37' 7"	(11.45 m)

Vertical height based on 33" (8.38 mm) pedestal.

CYLINDERS

Hydraulic cylinders with wear rings on pistons and bolt on glands for extended life. All cylinders are made of heavy wall steel tubing. Induction hardened cylinder rods with heavy chrome plating.

Main boom: 6" x 51" (152mm x 1295mm) with 3-1/2" (89mm) rod.

Stick boom: 6" x 35" (152 mm x 889 mm) with 3-1/2" (89 mm) rod.

Spherical bearings at all boom cylinder pivots.

AVAILABLE POWER SOURCES

Drip-proof encapsulated electric motor, 100 HP, 3-phase, 460 volt, 60 Hz, operates at 1800 RPM.

Electric collector: 4-pass, 300 amp capacity on each ring, mounted in pedestal base with continuous rotation only.

Electrical package: Breaker, NEMA 4 enclosure with motor start circuit and 3 phase power monitor.

Key start switch and emergency stop switch mounted on control console.

HYDRAULIC SYSTEM

120 gallon (454 L) hydraulic oil reservoir with return line filter, shut off valve on pump suction line.

Pump: Variable displacement piston pump producing 88 GPM (333 LPM).

Heavy wall tubing and multi-wire braided hose throughout system.

Main system operating pressure 3600 PSI (248 BAR).

Quick disconnect diagnostic ports.

SWING SYSTEM

Continuous rotation on 46" (1,168 mm) internal tooth turntable bearing.

Swing speed 9 rpm - power transmitted through dual motors and planetary gearboxes.

3600 psi (248 BAR) operating pressure.

Swing Torque: 44,000 ft. lbs. (59,656 Nm) (100% theoretical).

Tailswing: 8' 5-1/2" (2.57 m) without counter weight.
8' 6-1/2" (2.60 m) with optional counterweight.

OPERATOR'S CAB

F.O.P.S. certified

38-1/2" x 55" (978 mm x 1397 mm)

forward sloping pressurized cab with sound suppression insulation.

Roof window, sliding side window, with tinted glass on all windows.

Pantograph windshield wipers, washer, and dome light.

Adjustable suspension style seat with arm rests. Dual joystick controls.

Digital Display: water temperature, voltage, engine oil pressure, fuel, hour meter, engine RPM.

Warning lights and monitor system.

Dash console with cab accessory switches and start/stop controls all located for easy access.

AM/FM radio, CD player, CB radio.

Swing control operated by foot pedal.

Swing out door and front cab guard.

(6)12 volt DC halogen cab lights.

Climate controlled heating and air conditioning

Central turntable greasing system

MISCELLANEOUS

Weight with standard equipment and oil: 26,700 lbs. (12,111 kg) (not including attachment).

Equipment greased and hydraulic tank filled.

Removable panels for serviceability.

OPTIONS/ACCESSORIES

32' Live Heel Boom

29' 4" Coil Handler Boom

Boom Lights: 12 volt, DC

1300 lb. (590 kg) Cast steel counter weight.

3000 lb. (1360 kg) Cast steel counter weight.

Standard detachable heel bar

Offset detachable heel bar

Log & Pulp Grapples

Grapple Saw

Servo Controlled Hand Swing

Rotation Stops (310 Degree Max)

575 Volt Electric System

Auxiliary Hydraulic Oil Cooler

Tandem Pumps

23" Hydraulic Tilt Cab Riser

42" Fixed Cab Riser

42" Hydraulic Tilt Cab Riser

Swing Brake

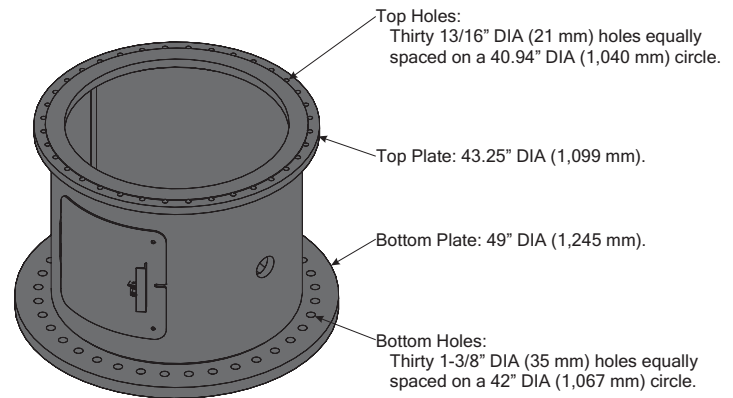
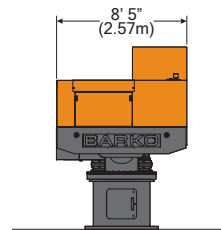
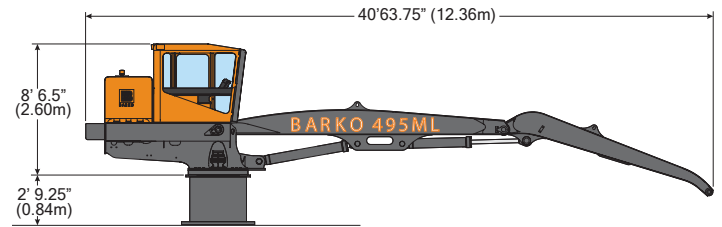
12V Hydraulic Transfer Pump

Automatic Grease System

Hydraulic Reservoir Heater 3 kw

Magnet Rectifier Package

See complete listing of options on our website.



BARKO HYDRAULICS, LLC

One Banks Avenue | Superior, WI 54880 | Ph: 715.392.5641 | Fx: 715.392.3931 | www.barko.com