

295ML SE

KNUCKLEBOOM LOADERS > STATIONARY MOUNTS

SCRAP



Introducing the Barko 295ML SE

Barko's stationary electric knuckleboom loaders (material handlers) provide increased work productivity, and the lowest total cost of ownership than any other product on the market. Regardless of your application, the Barko 295ML SE consistently delivers up to 25% more loads. Equipped with more standard features than its competitors, the 295ML SE lasts longer, performs harder, and delivers the results you expect, all while providing more comfort. There's nothing better than a Barko – You owe it to yourself to feel the difference!



Visit our website at:
www.barko.com
to read customer testimonials



BARKO HYDRAULICS, LLC

One Banks Avenue | Superior, WI 54880 | Ph: 715.392.5641 | Fx: 715.392.3931



WWW.BARKO.COM

295ML SE

KNUCKLEBOOM LOADERS > STATIONARY MOUNTS

SCRAP

MAXIMUM LIFT CAPACITY

30' 0" (9.14 m) straight boom, less attachment.

Radius	Lift	
10' (3.05 m)	19,960 lbs.	(9,054 kg)
15' (4.57 m)	17,390 lbs.	(7,888 kg)
20' (6.10 m)	12,920 lbs.	(5,860 kg)
25' (7.62 m)	10,240 lbs.	(4,644 kg)
30' (9.14 m)	5,420 lbs.	(2,458 kg)

BOOM DATA

	30' 0"	(9.14 m)
Main	16' 8"	(5.08 m)
Stick	13' 6"	(4.11 m)

Boom structure: All welded construction with fabricated box type design. Aluminum bronze bushings with grease grooves at boom pivot points.

BOOM REACH

	30' 0"	(9.14 m)
Horizontal	30' 0"	(9.14 m)
Vertical	36' 9"	(11.20 m)

Vertical height based on 33" (8.38 mm) pedestal.

CYLINDERS

Hydraulic cylinders with wear rings on pistons and bolt on glands for extended life. All cylinders are made of heavy wall steel tubing. Induction hardened cylinder rods with heavy chrome plating.

Main boom: 6" x 51" (152 mm x 1295 mm) with 3-1/2" (89 mm) rod.

Stick boom: 6" x 35" (152 mm x 889 mm) with 3-1/2" (89 mm) rod.

Spherical bearings at all boom cylinder pivots.

AVAILABLE POWER SOURCES

Drip proof encapsulated electric motor, 100 HP, (75kw) 3-phase, 460 volt, 60 Hz, operates at 1800 RPM.

Electric collector: 4-pass, 300 amp capacity on each ring, mounted in pedestal base with continuous rotation only.

Electrical package: Breaker, NEMA 4 enclosure with motor start circuit and 3 phase power monitor.

Key start switch and emergency stop switch mounted on control console.

HYDRAULIC SYSTEM

120 gallon (454 L) hydraulic oil reservoir with return line filter, shut off valve on pump suction line.

Pump: Variable displacement piston pump producing 88 GPM (333 LPM).

Heavy wall tubing and multi-wire braided hose throughout system.

Main system operating pressure 3000 PSI (206 BAR).

Quick disconnect diagnostic ports.

SWING SYSTEM

Continuous rotation on 39" (889 mm) internal tooth turntable bearing.

Swing speed 8 RPM - Power transmitted through dual motors and planetary gearboxes.

3000 PSI (206 BAR) operating pressure. Swing torque: 30,000 ft. lbs (40,674 Nm) (100% Theoretical).

Tailswing: 8' 5-1/2" (2.57 m) without counterweight.

8' 6-1/2" (2.60 m) with optional counterweight.

OPERATOR'S CAB

F.O.P.S. certified.

38-1/2" x 55" (978 mm x 1397 mm) forward sloping pressurized cab with sound suppression insulation.

Roof window, sliding side windows with tinted glass on all windows.

Pantograph windshield wipers, washer, and dome light.

Adjustable suspension style seat with arm rests.

Dual joystick controls.

Dash console with cab accessory switches and start/stop controls all located for easy access.

Warning lights & monitor system.

Digital Display: water temperature, voltage, engine oil pressure, fuel, hour meter and engine RPM.

AM/FM radio, CD player, CB radio.

Swing control operated by foot pedal.

Swing out door and front cab guard.

12 volt DC halogen cab lights.

Climate controlled heating and air conditioning.

Central turntable greasing system.

MISCELLANEOUS

Weight with standard equipment and oil: 17,000 lbs.

(7,711 kg) (not including attachment).

Equipment greased and hydraulic tank filled.

Removable panels for serviceability

OPTIONS/ACCESSORIES

30' Live Heel Boom

Boom Lights: 12 volt, DC

1300 lb. (590 kg) Cast steel counter weight.

3000 lb. (1360 kg) Cast steel counter weight.

Standard detachable heel bar

Offset detachable heel bar

Log & Pulp Grapples

Grapple Saw

Servo Controlled Hand Swing

Rotation Stops (310 Degree Max)

575 Volt Electric System

Auxiliary Hydraulic Oil Cooler

23" Hydraulic Tilt Cab Riser

42" Fixed Cab Riser

42" Hydraulic Tilt Cab Riser

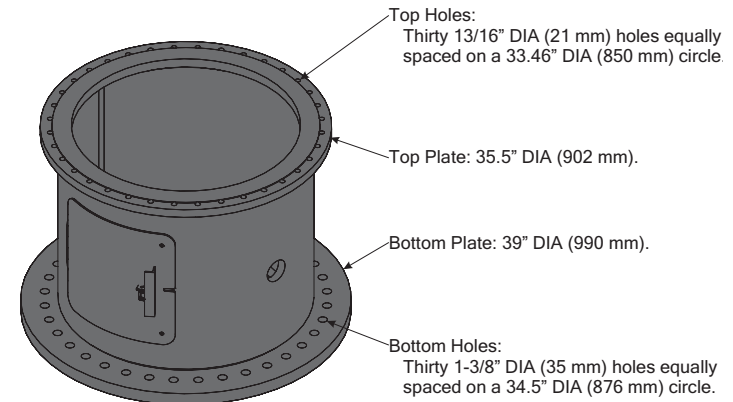
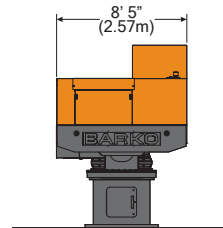
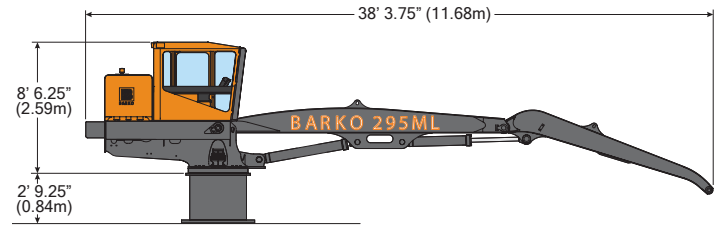
12V Hydraulic Transfer Pump

Automatic Grease System

Hydraulic Reservoir Heater: 3kw

Magnet Rectifier Package

Triple Gear Pump Available



BARKO HYDRAULICS, LLC

One Banks Avenue | Superior, WI 54880 | Ph: 715.392.5641 | Fx: 715.392.3931 | www.barko.com