

295ML Magnum

KNUCKLEBOOM LOADERS > TRAILER/TRUCK MOUNT

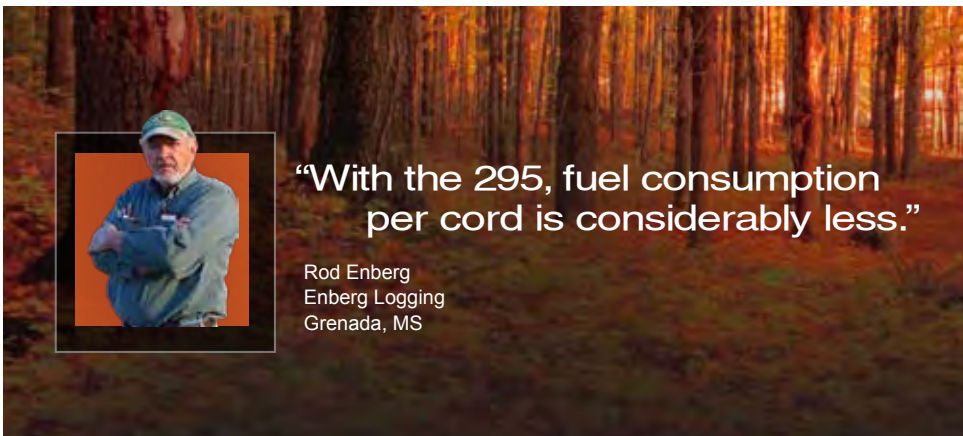
FORESTRY



Introducing the NEW Barko 295ML Magnum

There's something to be said about a knuckleboom loader (material handler) that provides the best fuel efficiency, increased work productivity, and the lowest total cost of operation than any other product on the market. Dependable. Exceptional. BEAUTIFUL.

The power and swing torque of the Barko 295ML Magnum Loader makes it a BEAST capable of delivering up to 25% more loads every day. Equipped with more standard features than its competitors, the 295ML Magnum Loader lasts longer, performs harder, and delivers the results you expect, all while using less fuel and providing more comfort. There's nothing better than a Barko – Guaranteed!



"With the 295, fuel consumption per cord is considerably less."

Rod Enberg
Enberg Logging
Grenada, MS



BARKO HYDRAULICS, LLC

One Banks Avenue | Superior, WI 54880 | Ph: 715.392.5641 | Fx: 715.392.3931

WWW.BARKO.COM

295ML Magnum

KNUCKLEBOOM LOADERS > TRAILER/TRUCK MOUNT

FORESTRY

MAXIMUM LIFT CAPACITY

30' 0" (9.14 m) straight boom, less attachment.

Radius	Lift	
10' (3.05 m)	19,960 lbs.	(9,054 kg)
15' (4.57 m)	17,390 lbs.	(7,888 kg)
20' (6.10 m)	12,920 lbs.	(5,860 kg)
25' (7.62 m)	10,240 lbs.	(4,644 kg)
30' (9.14 m)	5,420 lbs.	(2,458 kg)

BOOM DATA

	30' 0"	(9.14 m)
Main	16' 8"	(5.08 m)
Stick	13' 6"	(4.11 m)

Boom structure: All welded construction with fabricated box type design. Aluminum bronze bushings with grease grooves at boom pivot points.

BOOM REACH

Based on 42" (1,067 mm) high truck frame.

	30' 0"	(9.14 m)
Horizontal	30' 0"	(9.14 m)
Vertical	37' 6"	(11.43 m)

CYLINDERS

Hydraulic cylinders with wear rings on pistons and bolt on glands for extended life. All cylinders are made of heavy wall steel tubing. Induction hardened cylinder rods with heavy chrome plating.

Main boom: 6" x 51" (152 mm x 1295 mm) with 3-1/2" (89 mm) rod.

Stick boom: 6" x 35" (152 mm x 889 mm) with 3-1/2" (89 mm) rod.

Spherical bearings at all boom cylinder pivots.

AVAILABLE POWER SOURCES

Cummins QSB 6.7 diesel Tier 3 173 hp (129 kw) @ 2200 RPM.

John Deere 6068 H diesel, Tier 3 173 hp (129 kw) @ 2200 RPM

Fuel Reservoir: 120 gallon (454 L).

HYDRAULIC SYSTEM

120 gallon (454 L) hydraulic oil reservoir with return line filter, shut off valve on pump suction line.

Pumps: Variable displacement piston pump producing 88 gpm (333 LPM).

Heavy wall tubing and multi-wire braided hose throughout system.

Main system operating pressure 3000 PSI (206 BAR).

Quick disconnect diagnostic ports.

SWING SYSTEM

Continuous rotation on 39" (889 mm) internal tooth turntable bearing.

Swing speed 8 RPM - Power transmitted through dual motors and planetary gearboxes.

3000 PSI (206 BAR) operating pressure.

Swing Torque: 30,000 ft. lbs (40,674 Nm) (100% Theoretical).

Tailswing: 8' 5-1/2" (2.57 m) without counterweight
8' 6-1/2" (2.6 m) with optional counterweight.

OPERATOR'S CAB

F.O.P.S. certified.

38-1/2" x 55" (978 mm x 1397 mm) forward sloping pressurized cab with sound suppression insulation.

Roof window, sliding side windows with tinted glass on all windows.

Pantograph windshield wipers, washer, and dome light.

Adjustable suspension style seat with arm rests. Dual joystick controls.

Dash console with cab accessory switches and start/stop controls all located for easy access.

Warning lights & monitor system.

Digital Display: water temperature, voltage, engine oil pressure, fuel, hour meter and engine RPM.

AM/FM radio, CD player, CB radio.

Swing control operated by foot pedal.

Swing out door and front cab guard.

(6) 12 volt DC halogen cab lights.

Climate controlled heating and air conditioning.

Central turntable greasing system.

STABILIZERS/SUBFRAME/PADS

Center mount.

Unitized subframe and stabilizer assembly, plated pins. 2 sets of 14' 6" (4.42 m) fold-a-way stabilizers with 6" (152 mm) x 17" (432 mm) cylinders with 3" (76 mm) rods and built-in dual load locks, steel pistons and glands with wear rings.

MISCELLANEOUS

Weight with standard equipment: 23,000 lbs.

(10,433 kg) not including attachment).

Equipment greased and hydraulic tank filled.

Removable panels for serviceability.

Bar saw package.

1,300 lbs. (589 kb) Cast Steel Counterweight and oil.

OPTIONS/ACCESSORIES

30' Straight Boom

30' Live Heel Boom

Boom Lights

3000 lb. (1360 kg) Cast steel counter weight.

Standard detachable heel bar

Offset detachable heel bar

Log & Pulp Grapples

Grapple Saw

Servo Controlled Hand Swing

Carrier Package

Carrier Circle Saw Package

Circle Saw Package

Auxiliary Hydraulic Oil Cooler

Parking Brake Kit (Carrier)

Articulated Carrier

23" Hydraulic Tilt Cab Riser

42" Fixed Cab Riser

42" Hydraulic Tilt Cab Riser

12V Hydraulic Transfer Pump

Engine Block Heater

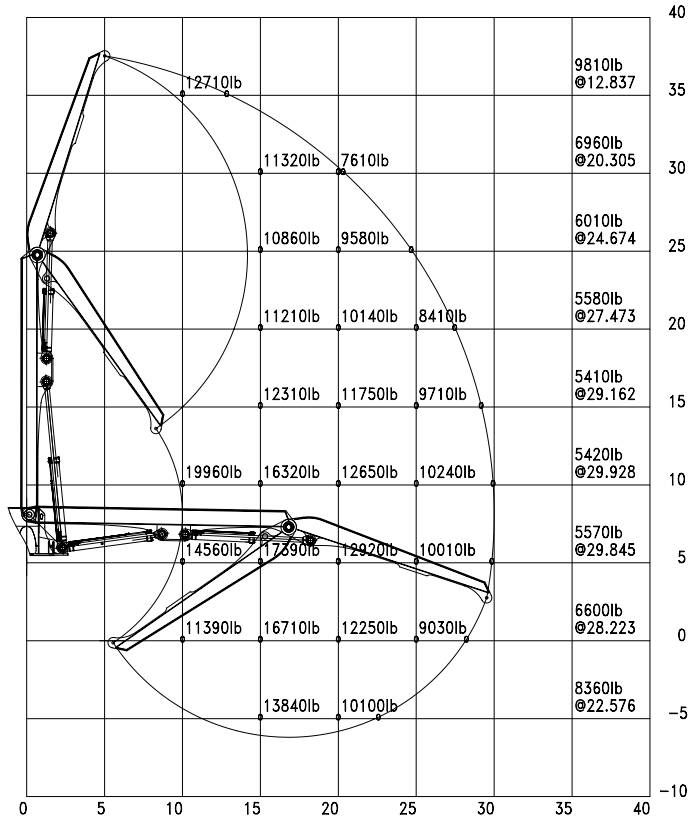
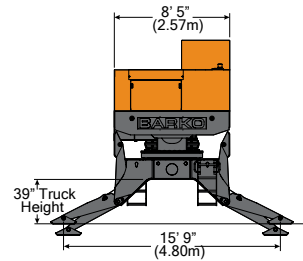
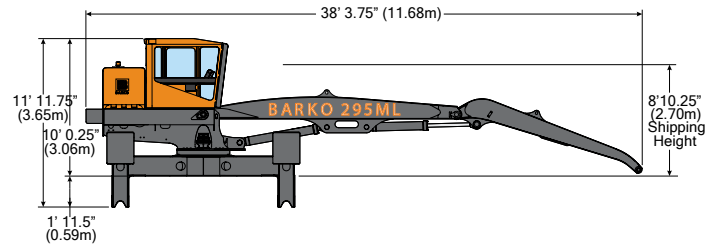
Thermal Bypass Kit

Tank Heater

Automatic Grease System

15 kw Magnet Generator Package

See complete listing of options on our website.



MODEL 295ML GENERAL
ARRANGEMENT/WORKING RANGE
PORT RELIEF LIFT CAPS



BARKO HYDRAULICS, LLC

One Banks Avenue | Superior, WI 54880 | Ph: 715.392.5641 | Fx: 715.392.3931 | www.barko.com